




ZYMO RESEARCH

The Beauty of Science is to Make Things Simple®

Mouse Epigenetic Aging Clock



Quantify Aging Precisely

DNAge[®] Mouse Epigenetic Aging Clock

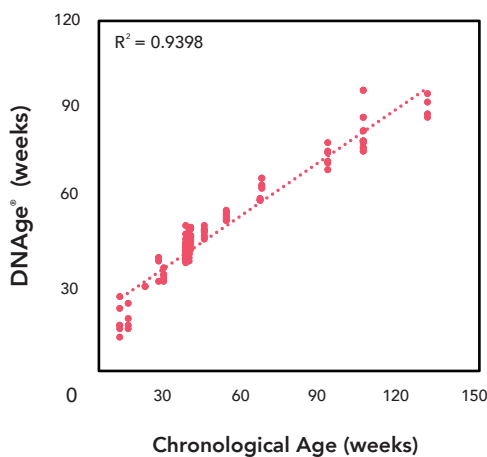
- Precisely quantify biological age by calibrating multiple DNAge[®] clocks in mice blood, muscle, liver, brain, etc.
- Pre-designed panel covers 2000 targeted CpG sites with highly reproducible results.
- Low sample input and high-throughput: sequence up to 300 samples per run.

What is the Epigenetic Aging Clock?

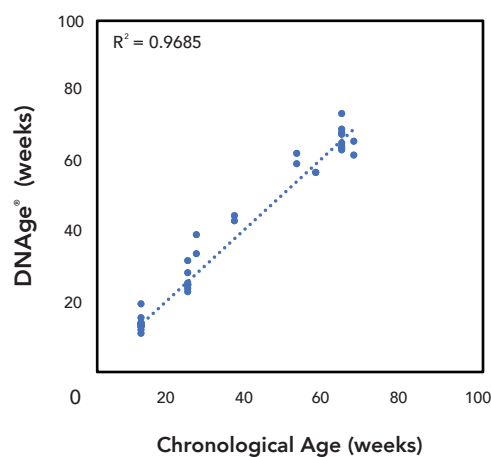
Epigenetic modifications refer to heritable changes that are independent of the primary DNA sequence and play crucial biological roles. DNA methylation is one of the most studied epigenetic modifications, and is recognized as a reliable indicator of biological age and reflects the status of diseases. The unique DNAge[®] Epigenetic Aging Clock service utilizes SWARM[®] (Simplified Whole-panel Amplification Reaction Method) technology to analyze DNA methylation patterns of over 2000 aging-related loci in mice.

Choose your sample type to quantify DNAge[®]

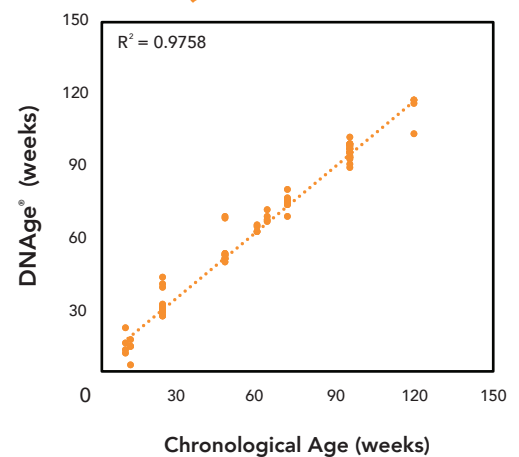
 Blood Clock



 Liver Clock



 Muscle Clock



DNAge[®] is highly correlated with chronological age