



ZYMO RESEARCH

The Beauty of Science is to Make Things Simple

INSTRUCTION MANUAL

Zyppy™ Plasmid Miniprep Kit

Catalog Nos. **D4036, D4019, D4020 & D4037** (Patent Pending)

Highlights

- Pellet-Free™ procedure* omits conventional cell-pelleting and resuspension steps.
- The fastest, simplest procedure for purifying the highest quality endotoxin-free plasmid DNA.
- Innovative colored buffers* permit error-free visual identification of complete bacterial cell lysis and neutralization.

Contents

Product Contents	1
Product Description.....	2
Product Specifications.....	3
Buffer Preparation	3
Protocol.....	4
Troubleshooting Guide	5, 6
Ordering Information	7
List of Related Products	8-10

* Patent pending; For Research Use Only

Ver. 1.2.6

ZYMO RESEARCH CORP.

Phone: (949) 679-1190 ▪ Toll Free: (888) 882-9682 ▪ Fax: (949) 266-9452 ▪ info@zymoresearch.com ▪ www.zymoresearch.com

Product Contents:

Note: Satisfaction of all Zymo Research products is guaranteed. If you should be dissatisfied with this product please call 1-888-882-9682.

Zyppy™ Plasmid Miniprep Kit	D4036 50 preps.	D4019 100 preps.	D4020 400 preps.	D4037 800 preps.	Storage Temperature
7X Lysis Buffer*¹ (Blue)	6 ml	12 ml	48 ml	2 x 48 ml	Room Temp.
Neutralization Buffer*² (Yellow)	20 ml	40 ml	160 ml	2 x 160 ml	4-8 °C
Endo-Wash Buffer	15 ml	30 ml	120 ml	2 x 120 ml	Room Temp.
Zyppy™ Wash Buffer (concentrate)³	6 ml	12 ml	48 ml	2 x 48 ml	Room Temp.
Zyppy™ Elution Buffer	5 ml	5 ml	20 ml	2 x 20 ml	Room Temp.
Zymo-Spin™ IIN Columns	50	2 x 50	8 x 50	16 x 50	Room Temp.
Collection Tubes	50	2 x 50	2x 200	4 x 200	Room Temp.
Instruction Manual	1	1	1	1	-

Note — Integrity of kit components is guaranteed for up to one year from date of purchase. Reagents are routinely tested on a lot-to-lot basis to ensure they provide maximal performance and reliability.

¹ The 7X Lysis Buffer may have precipitated during shipping. To completely resuspend the buffer, incubate the bottle at 30 – 37 °C for 30 minutes and mix by inversion. DO NOT MICROWAVE.

² Neutralization Buffer contains RNase A at a concentration of 200 µg/ml.

³ Add 24 ml of 100% ethanol (26 ml of 95% ethanol) to the 6 ml Zyppy™ Wash Buffer concentrate (D4036), 48 ml of 100% ethanol (52 ml of 95% ethanol) to the 12 ml Zyppy™ Wash Buffer concentrate (D4019), or 192 ml of 100% ethanol (208 ml of 95% ethanol) to the 48 ml Zyppy™ Wash Buffer concentrate (D4020 & D4037) before use.

* Caution: 7X Lysis Buffer contains NaOH and Neutralization Buffer contains chaotropic reagents. Please use proper safety precautions with these reagents.

Note - ™ Trademarks of Zymo Research Corporation. This product is for research use only and should only be used by trained professionals. Some reagents included with this kit are irritants. Wear protective gloves and eye protection. Follow the safety guidelines and rules enacted by your research institution or facility.

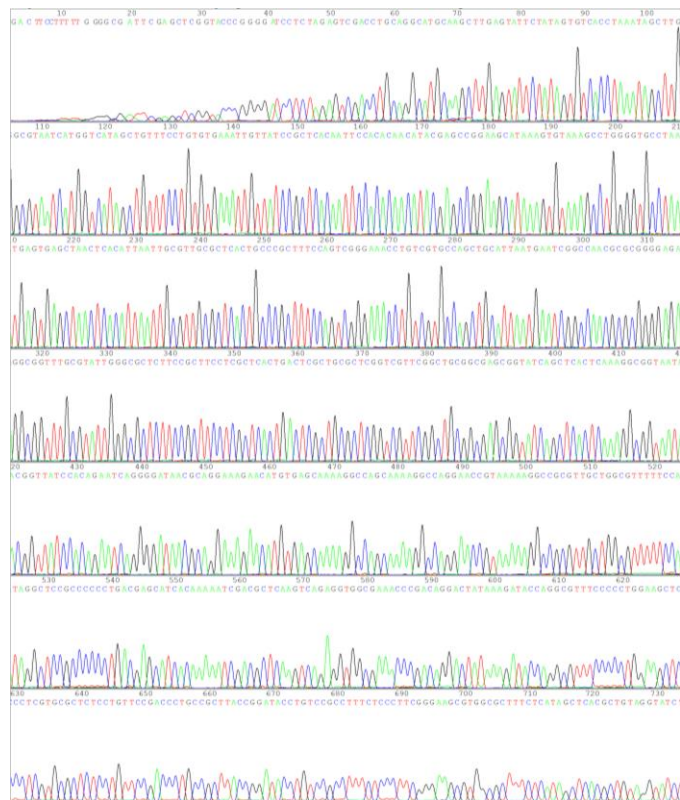
Several Zyppy™ product technologies are subject to U.S. and foreign patents or are patent pending.

ZYMO RESEARCH CORP.

Product Description:

The **Zyppy™ Plasmid Miniprep Kit** features a **Pellet-Free™** modified alkaline lysis method that bypasses bacterial culture centrifugation and resuspension steps common to classical plasmid preparation procedures. Simply add the uniquely formulated **7X Lysis Buffer** *directly to your bacterial culture*, neutralize, then purify using our **Fast-Spin** column technology (alternatively, the samples may be processed by the classical centrifugation method). Additionally, the innovative colored buffers included in the kit permit error-free visualization identification of complete bacterial cell lysis and neutralization.

Our **Zyppy™ Plasmid Miniprep Kit** is the *fastest* and *simplest* method available to efficiently separate plasmid DNA from *E. coli*. The plasmid DNA is of the *highest quality*, is endotoxin-free, and is well suited for use in bacterial transformation, restriction endonuclease digestion (below right), DNA ligation, PCR, transcription, sequencing (below), and other sensitive downstream applications. An overview of the purification procedure is shown to the right.



Sequencing chromatogram of plasmid DNA pGEM® purified using the **Zyppy™ Plasmid Miniprep Kit**. The DNA was labeled with ABI BigDye v3.1 terminators, cleaned using the **ZR DNA Sequencing Clean-up Kit™ (D4050, D4051)** and sequenced on an ABI 3730x1 DNA analyzer.

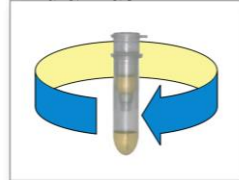
Add lysis buffer directly to *E. coli* culture:



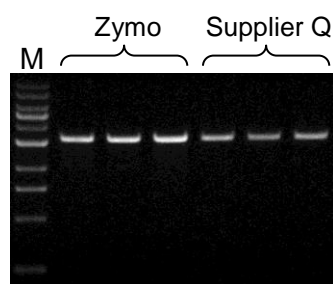
Neutralize



Bind & Wash



Elute



EcoRI digestion of plasmid DNA (pGEM®) isolated from a 600 µl *E. coli* culture using the **Zyppy™ Plasmid Miniprep Kit** or a kit from Supplier Q. Performed in triplicate. M, ZR 1 kb DNA Marker.

For **Assistance**, please contact Zymo Research Technical Support at 1-888-882-9682, or E-mail tech@zymoresearch.com.

Note:

pGEM® is a registered trademark of Promega Corporation.

ZYMO RESEARCH CORP.

Phone: (949) 679-1190 ▪ Toll Free: (888) 882-9682 ▪ Fax: (949) 266-9452 ▪ info@zymoresearch.com ▪ www.zymoresearch.com

Specifications:

- **DNA Purity:** Plasmid DNA is well suited for ligation, sequencing, restriction endonuclease digestion, *in vitro* transcription, and other sensitive applications requiring pure DNA. Typical $A_{260/280}$ index is ≥ 1.8 .
- **Plasmid DNA Yield:** Up to 25 μg per preparation, depending on the plasmid copy number, culture growth conditions, and strain of *E. coli* utilized.
- **Plasmid DNA Size:** Up to 25 kb.
- **Recovery Volume:** $\geq 30 \mu\text{l}$.
- **Procedure:** Performed at room temperature (15-30°C).

Buffer Preparation:

1. Add 24 ml of 100% ethanol (26 ml of 95% ethanol) to the 6 ml **Zyppy™ Wash Buffer** concentrate (D4036), 48 ml of 100% ethanol (52 ml of 95% ethanol) to the 12 ml **Zyppy™ Wash Buffer** concentrate (D4019), or 192 ml of 100% ethanol (208 ml of 95% ethanol) to the 48 ml **Zyppy™ Wash Buffer** concentrate (D4020 & D4037) before use.
2. The **7X Lysis Buffer** may have precipitated during shipping. To completely resuspend the buffer, incubate the bottle at 30 – 37 °C for 30 minutes and mix by inversion. DO NOT MICROWAVE.

Protocol:

The following procedure is performed at room temperature.
Ensure that buffers have been prepared according to the instructions on page 3.

1. Add 600 µl of bacterial culture grown in LB medium to a 1.5 ml microcentrifuge tube.

The ZypTM Plasmid Miniprep Kit may also be used with the classical centrifuge-based procedure for processing up to 3 ml of bacterial culture. The procedure should be modified as follows: 1A) Centrifuge 1.5 ml of bacterial culture for 30 seconds at maximum speed. 1B) Discard the supernatant. 1C) Repeat steps 1A and 1B as needed. 1D) Add 600 µl of TE or water to the bacterial cell pellet and resuspend completely.

2. Add 100 µl of **7X Lysis Buffer (Blue)**¹ and mix by inverting the tube 4-6 times. Proceed to step 3 within 2 minutes.

After addition of 7X Lysis Buffer the solution should change from opaque to clear blue, indicating complete lysis.

3. Add 350 µl of cold **Neutralization Buffer (Yellow)** and mix thoroughly. *The sample will turn yellow when the neutralization is complete and a yellowish precipitate will form. **Invert the sample an additional 2-3 times** to ensure complete neutralization.*
4. Centrifuge at 11,000 – 16,000 x g for 2-4 minutes.
5. Transfer the supernatant (~900 µl) into the provided **Zymo-Spin™ IIN** column. Avoid disturbing the cell debris pellet.
6. Place the column into a **Collection Tube** and centrifuge for 15 seconds.
7. Discard the flow-through and place the column back into the same **Collection Tube**.
8. Add 200 µl of **Endo-Wash Buffer** to the column. Centrifuge for 30 seconds. *It is not necessary to empty the collection tube.*
9. Add 400 µl of **ZypTM Wash Buffer** to the column. Centrifuge for 1 minute.
10. Transfer the column into a clean 1.5 ml microcentrifuge tube then add 30 µl of **ZypTM Elution Buffer**² directly to the column matrix and let stand for one minute at room temperature.
11. Centrifuge for 30 seconds to elute the plasmid DNA.

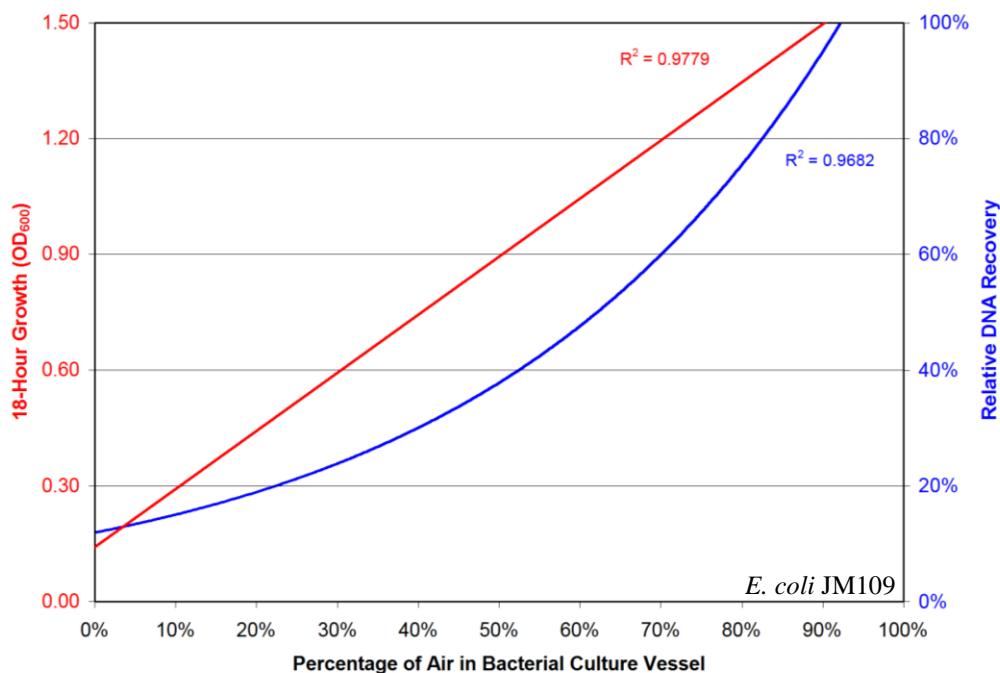
Notes:

¹ Excessive lysis can result in denatured plasmid DNA. If processing a large number of samples, we recommend working with groups of ten or less at a time. Continue with the next set of ten samples after the first set has been neutralized and mixed thoroughly.

² The ZypTM Elution Buffer contains 10 mM Tris-HCl, pH 8.5 and 0.1 mM EDTA. If required, pure water (neutral pH) can also be used to elute the DNA.

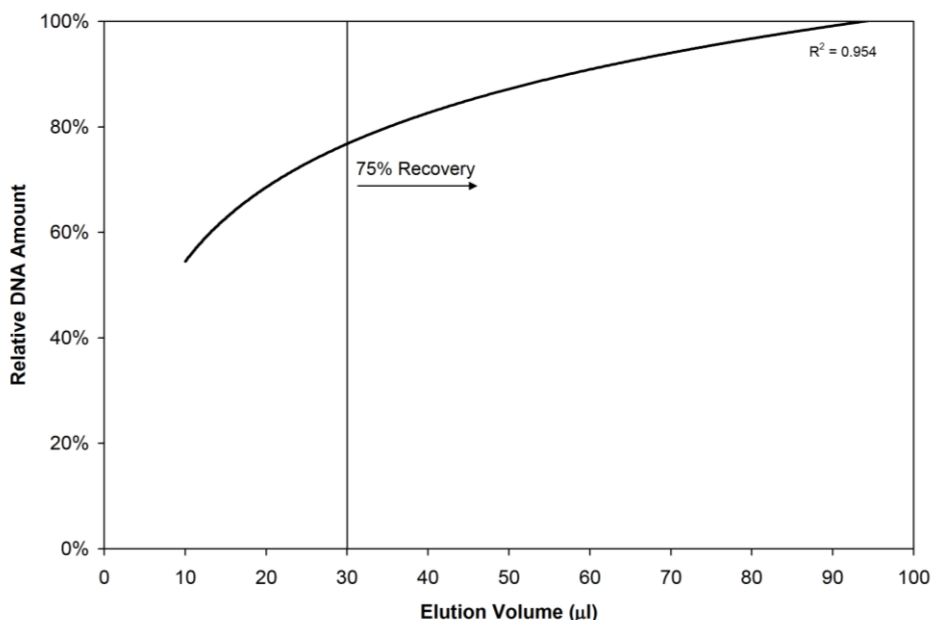
Troubleshooting Guide:

Problem	Possible Causes and Suggested Solutions
Low DNA Yield	
<i>Culture growth conditions</i>	<ul style="list-style-type: none"> Poor aeration of culture. The optimal culture volume to air volume ratio is 1:4 or less (20% culture, 80% air). For best aeration, use baffled culture flasks, a vented or gas-permeable seal on the culture vessel, and incubate with vigorous shaking.
<i>Procedural errors</i>	<ul style="list-style-type: none"> Incorrect culture medium. LB medium is recommended for use with the Direct Culture Lysis method. Other culture media are not recommended for direct lysis, but can be used with the classical pellet-based procedure. Other possible reasons may include: An overgrown/undergrown or contaminated culture, or omission of antibiotics from the growth medium. Use a fresh culture for optimal performance. Grow the culture to an O.D.₆₀₀ > 1.0. Incomplete lysis: After addition of 7X Lysis Buffer the solution should change from opaque to clear blue, indicating complete lysis. Different <i>E. coli</i> strains often require different growth conditions and may vary in their susceptibility to alkaline lysis. Incomplete neutralization: Cell debris will float to the surface after centrifugation and the pellet may appear “puffy”. Make sure the neutralization is complete prior to centrifugation. Invert the tube an additional 2 – 3 times after the sample turns yellow following the addition of Neutralization Buffer.
<i>7X Lysis Buffer precipitation</i>	<ul style="list-style-type: none"> The 7X Lysis Buffer may have precipitated during shipping. To completely resuspend the buffer, incubate the bottle at 30 – 37 °C for 30 minutes and mix by inversion. DO NOT MICROWAVE.
<i>Zippy™ Wash Buffer</i>	<ul style="list-style-type: none"> Ensure that ethanol has been added to the wash buffer.



DNA elution

- Incomplete elution: For large size plasmids (> 10 kb), incubate the column for 5 – 10 minutes before centrifugation. Also, pre-warm the Zyppy™ Elution Buffer to 50 °C prior to elution and increase the elution volume to ≥ 50 µl.

**Low DNA Quality***DNA does not perform well*

- Incomplete neutralization: Incomplete neutralization generates poor quality supernatant and results in loading too much cell debris onto the column. Ensure that neutralization is complete by inverting the sample an additional 2 – 3 times after the addition of Neutralization Buffer.
- The spin column tip is contaminated with wash buffer flowthrough. Avoid tilting the collection tube after the last wash step to ensure that the column tip does not contact the flowthrough. Empty the collection tube when recommended in the protocol.
- Insufficient centrifugation: make sure that all centrifugation steps are performed between 11,000 – 16,000 x g. If a lower centrifuge speed is used, then extend the centrifugation time to compensate.

RNA in eluate

- Ensure that P3 Buffer is stored at 4 - 8 °C.

Genomic DNA in eluate

- Improper handling (sample was vortexed or handled too roughly). Genomic DNA contamination is usually caused by excessive mechanical shearing during the lysis and neutralization steps. Also, prolonged lysis or incomplete mixing of lysis or neutralization buffers may contribute to genomic DNA contamination in your sample.
- Overgrown culture. Older cultures may contain more genomic DNA contamination than fresh cultures.

Ordering Information:

Product Description	Kit Size	Catalog No.
Zyppy™ Plasmid Miniprep Kit	50 preps.	D4036
	100 preps.	D4019
	400 preps.	D4020
	800 preps.	D4037

For Individual Sale	Amount	Catalog No.
7X Lysis Buffer (Blue)	6 ml	D4036-1-6
	12 ml	D4036-1-12
	30 ml	D4036-1-30
	48 ml	D4036-1-48
	60 ml	D4036-1-60
Neutralization Buffer (Yellow)	20 ml	D4036-2-20
	40 ml	D4036-2-40
	100 ml	D4036-2-100
	160 ml	D4036-2-160
	200 ml	D4036-2-200
Endo-Wash Buffer	15 ml	D4036-3-15
	30 ml	D4036-3-30
	60 ml	D4036-3-60
	120 ml	D4036-3-120
	240 ml	D4036-3-240
Zyppy™ Wash Buffer (concentrate)	6 ml	D4036-4-6
	12 ml	D4036-4-12
	24 ml	D4036-4-24
	48 ml	D4036-4-48
Zyppy™ Elution Buffer	5 ml	D4036-5-5
	10 ml	D4036-5-10
	20 ml	D4036-5-20
	30 ml	D4036-5-30
	60 ml	D4036-5-60
Zymo-Spin™ IIN Columns	50	C1019-50
	250	C1019-250
Collection Tubes	50	C1001-50
	500	C1001-500
	1000	C1001-1000

ZYMO RESEARCH CORP.

Popular Products From Zymo Research

Product	Description	Kit Size (Preps.)	Catalog No. (Format)
DNA Clean-up, Concentration & Recovery			
DNA Clean & Concentrator™-5	Clean and concentrate up to 5 µg DNA into ≥6 µl elution volume in as little as 2 minutes with no wash residue carryover.	50 200 50 200	D4003 (uncapped) D4004 (uncapped) D4013 (capped) D4014 (capped)
DNA Clean & Concentrator™-25	Clean and concentrate 25 µg of DNA into ≥25 µl elution volume in as little as 2 minutes with no wash residue carryover.	50 200 50 200	D4005 (uncapped) D4006 (uncapped) D4033 (capped) D4034 (capped)
ZR-96 DNA Clean & Concentrator™-5	Quick (30 minute), high throughput recovery of up to 5 µg pure DNA into 10-15 µl minimum elution volume allows for highly concentrated DNA.	2 x 96 4 x 96	D4023 D4024
Genomic DNA Clean & Concentrator™	Quick (5 minute) clean-up of up to 10 µg high molecular weight DNA (≥ 20kb - 200 kb) from any enzymatic reaction or impure preparation without precipitations.	25 100	D4010 D4011
Zymoclean™ Gel DNA Recovery Kit	Purify DNA from high and low-melting agarose gels in minutes.	50 200 50 200	D4001 (uncapped) D4002 (uncapped) D4007 (capped) D4008 (capped)
ZR-96 Zymoclean™ Gel DNA Recovery Kit	High-throughput DNA purification from high and low-melting agarose gels.	2 x 96 4 x 96	D4021 D4022
Zymoclean™ Large Fragment DNA Recovery Kit	Purify high molecular weight DNA (≥ 20 kb - 200 kb) from high and low-melting agarose gels in minutes.	25 100	D4045 D4046
OneStep™ PCR Inhibitor Removal Kit	Fast, one step procedure for removal of PCR inhibitors such as polyphenolics, humic/fulvic acids, melanin, etc. for successful PCR and other downstream applications.	50 2 x 96	D6030 D6035
Plasmid DNA Purification			
Zyppy™ Plasmid Miniprep Kit	Pellet-Free™ plasmid DNA purification in less than 10 minutes. Recover up to 25 µg DNA in as low as 30 µl.	50 100 400	D4036 D4019 D4020
Zyppy™-96 Plasmid Miniprep	The fastest and simplest high-throughput method for plasmid purification. Magnetic bead format available for automated liquid handling platforms.	2 x 96 4 x 96 8 x 96 2 x 96 4 x 96 8 x 96	D4041 (spin plate) D4042 (spin plate) D4043 (spin plate) D4100 (magnetic bead) D4101 (magnetic bead) D4102 (magnetic bead)
Zyppy™ Plasmid Midiprep Kit	Pellet-Free™ plasmid DNA purification in 15 minutes in a 150 µl minimum elution volume.	25 50	D4025 D4026
ZR Plasmid MiniPrep™-Classic	Plasmid DNA purification in minutes: (alkaline lysis/spin column format for low 30 µl elution volume).	100 400 800	D4015 D4016 D4054
Genomic DNA Purification			
Quick-gDNA™ MiniPrep	Easy purification from whole blood, plasma, serum, body fluids, buffy coat, tissue, swabs or cultured cells ≥15 minutes <u>without</u> the use of Proteinase K or organic denaturants.	50/200 50/200	D3006/D3007 uncapped) D3024/D3025 (capped)
ZR Genomic DNA™-Tissue MiniPrep	High quality DNA purification from <u>solid tissues</u> (e.g., tail snips, ear punches, adipose tissue, etc.), body fluids, cultured cells, buccal cells, FFPE tissues, hair, and other biological sources using Proteinase K and Fast.	50 200	D3050 D3051
Environmental DNA Purification Kits	Unique BashingBead™ technology allows isolation of DNA from samples refractory to conventional lysis procedures including tough-to-lyse tissues, soil samples, feces, plants, seeds, insects, bacteria, yeast, filamentous fungi, unicellular and filamentous algae, and protozoa	Spin Column & 96-well Plate	Visit website for a comprehensive list
RNA Purification			
RNA Clean & Concentrator™-5	Clean and concentrate up to 5 µg RNA into ≥6 µl elution volume in as little as 5 minutes with no wash residue carryover.	50 200	R1015 R1016
Direct-Zol™ RNA MiniPrep	Quick, spin column purification of high-quality (DNA-free) total RNA <i>directly</i> from TRI-Reagent® or similar acid-guanidinium-phenol based reagents (TRIzol®, RNeasy®, QIAzol®, TriPure, RNA-Bee etc.).	50 200	R2051 R2053
ZR RNA MiniPrep	Rapid (15 minute) RNA isolation from a variety of sources using <i>Fast-Spin</i> column technology without the use of organic denaturants..	50 200	R1064 R1065

ZYMO RESEARCH CORP.

Epigenetics Products From Zymo Research

Product	Description	Kit Size	Cat. No. (Format)
Bisulfite Kits for DNA Methylation Detection			
EZ DNA Methylation™ Kit	For the conversion of unmethylated cytosines in DNA to uracil via the <u>chemical-denaturation</u> of DNA and a specially designed CT Conversion Reagent. <i>Fast-Spin</i> technology ensures ultra-pure, converted DNA for subsequent DNA methylation analysis. Magnetic bead format for automated liquid handling platforms.	50/200 Rxns. 2 x 96 Rxns. 2 x 96 Rxns. 4 x 96 Rxns.	D5001/D5002 (column) D5003 (shallow-well plate) D5004 (deep-well plate) D5040 (magnetic bead)
EZ DNA Methylation-Gold™ Kit	For the fast (3 hr.) conversion of unmethylated cytosines in DNA to uracil via <u>heat/chemical-denaturation</u> of DNA and a specially designed CT Conversion Reagent. <i>Fast-Spin</i> technology ensures ultra-pure, converted DNA for subsequent DNA methylation analysis. Magnetic bead format for automated liquid handling platforms.	50/200 Rxns. 2 x 96 Rxns. 2 x 96 Rxns. 4 x 96 Rxns.	D5005/D5006 (column) D5007 (shallow-well plate) D5008 (deep-well plate) D5042 (magnetic bead)
EZ DNA Methylation-Direct™ Kit	Simple and reliable DNA bisulfite conversion directly from blood, tissue (FFPE/LCM), and cells without the prerequisite for DNA purification in as little as 4-6 hrs. The increased sensitivity of this kit makes it possible to amplify bisulfite converted DNA from as few as 10 cells or 50 pg DNA. Magnetic bead format for adaptation to automated liquid handling platforms.	50/200 Rxns. 2 x 96 Rxns. 2 x 96 Rxns. 4 x 96 Rxns.	D5020/D5021 (column) D5022 (shallow-well plate) D5023 (deep-well plate) D5044 (magnetic bead)
EZ DNA Methylation-Lightning™ Kit	Complete bisulfite conversion in about an hour using a unique liquid format conversion reagent. <i>Fast-Spin</i> technology ensures ultra-pure, converted DNA for subsequent DNA methylation analysis. Magnetic bead format for automated liquid handling platforms.	50/200 Rxns. 2 x 96 Rxns. 2 x 96 Rxns. 4 x 96 Rxns.	D5030/D5031 (column) D5032 (shallow-well plate) D5033 (deep-well plate) D5046 (magnetic bead)
EZ DNA Methylation-Startup™ Kit	Designed for the first time user requiring a consolidated product to perform DNA methylation analysis. Includes technologies for sample processing, bisulfite treatment of DNA, and PCR amplification of "converted" DNA for methylation analysis.	1 Kit	D5024
Methylated DNA Standards			
Universal Methylated Human DNA Standard	Human (male) genomic DNA having all CpG sites methylated. To be used for the evaluation of bisulfite-mediated conversion of DNA. Supplied with a control primer set.	1 Set	D5011
Universal Methylated Mouse DNA Standard	Mouse (male) DNA having all CpG sites methylated. To be used for the evaluation of bisulfite-mediated conversion of DNA. Supplied with a control primer set.	1 Set	D5012
Region-Specific DNA Methylation Screening			
OneStep qMethyl™ Kit	Single step real-time PCR procedure for bisulfite-free determination of DNA methylation status. Available without fluorescent dye for probe-based detection (Lite).	1 x 96 Rxns. 1 x 96 Rxns.	D5310 D5311 (Lite)
OneStep qMethyl™ Array	Premade 96-well assay for bisulfite-free determination of region-specific DNA methylation assessment in the promoter region of any one of the following prominent tumor suppressor genes: RASSF1, RARB, CDKN2A (p16), MGMT, or CCND2.	1 x 96 Rxns.	D5312
Epigenetics Services			
For more information, visit http://www.zymoresearch.com/services or inquire at services@zymoresearch.com .			
Services for Methylated DNA Analysis			
Simplify biomarker discovery with our 5-mC Analysis platforms that combine Zymo's well-established bisulfite technologies with next-generation sequencing for the most comprehensive DNA methylation analysis services available.			
Services for Hydroxymethylated DNA Analysis			
Novel genome-wide 5-hmC analysis platform featuring cutting-edge 5-hmC DNA enrichment, library prep, and next-generation sequencing technologies to ensure the sensitivity of 5-hmC detection in genome-wide context.			
Hydroxymethylation Detection			
Quest 5-hmC™ DNA Enrichment Kit	Featuring J-base binding protein (JBP) for the specific enrichment of 5-hmC containing DNA, the consolidated workflow makes the procedure reliable for robust analysis of multiple samples.	25 Rxns. 50 Rxns.	D5420 D5421
Quest 5-hmC™ DNA ELISA Kit	Streamlined workflow for both the direct and relative quantitation of 5-hmC, in a global genomic context, with a robust colorimetric readout.	1 x 96 Rxns. 2 x 96 Rxns.	D5425 D5426
Anti-5-Hydroxymethylcytosine Polyclonal Antibody	Polyclonal antibody has been engineered to maximize sensitivity to low amounts of hydroxymethylated gDNA while minimizing crossreactivity with unmodified or methylated cytosine residues. The antibody is suitable for use in ELISA, IP, and immunohistochemical labeling.	50 µg 200 µg	A4001-50 A4001-200
DNA Degradase™ DNA Degradase Plus™	Whole genomic DNA can be treated with these enzyme cocktails for processing to individual nucleotides (Degradase™) or nucleosides (Degradase Plus™) for interrogation in chromatographic and spectroscopic methods including TLC, LC/MS, MALDI-TOF, and more.	500 U 2000 U 250 U 1000 U	E2016 E2017 E2020 E2021
Other...			
ZymoTaq™ DNA Polymerase	ZymoTaq™ "hot start" DNA Polymerase is specifically designed for the amplification of "difficult" DNA templates including: bisulfite-treated DNA for methylation detection. The product generates specific amplicons with little or no by-product formation.	50 Rxns. 200 Rxns	E2001/E2001 (system) E2003/E2004 (premix)
Methylated-DNA IP Kit	IP with a highly specific anti-5-methylcytosine monoclonal antibody. Designed for the enrichment of 5-methylcytosine-containing DNA from any pool of fragmented genomic DNA for use in genome-wide methylation analysis.	10 Rxns.	D5101

ZYMO RESEARCH CORP.

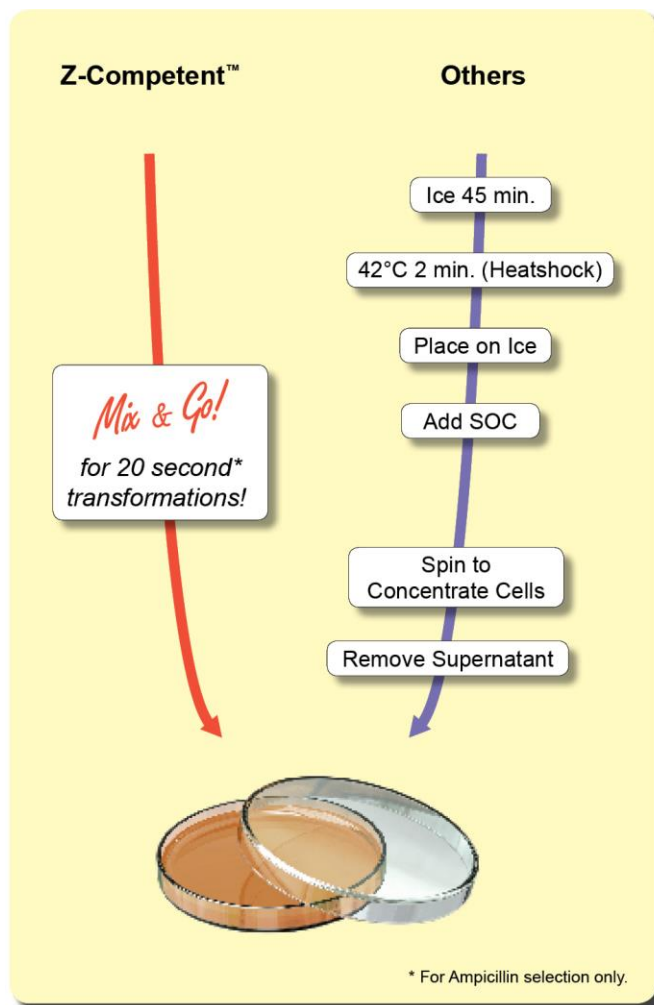
Mix & Go!

Premade Z-Competent™ *E. coli* for 20 Second Transformations ($>10^8$ transformants/ μg DNA)

- ✓ **NO Heat Shock!**
- ✓ **NO Lengthy Incubations!**
- ✓ **NO Outgrowth Procedures!**
- ✓ **NO Wait!!**

Premade Z-Competent™ *E. coli* Cells

Product	Cat. No.	Size
C600	T3015	10 x 100 μl aliquots (10 tubes)
Zymo 5 α (Same as DH5 α)	T3007	10 x 100 μl aliquots (10 tubes)
	T3009	96 x 50 μl aliquots (96-well plate)
HB101	T3011	10 x 100 μl aliquots (10 tubes)
	T3013	96 x 50 μl aliquots (96-well plate)
JM109	T3003	10 x 100 μl aliquots (10 tubes)
	T3005	96 x 50 μl aliquots (96-well plate)
TG1	T3017	10 x 100 μl aliquots (10 tubes)
XJa Autolysis™	T3021	10 x 100 μl aliquots (10 tubes), 1 ml 500X L-Arabinose
XJa(DE3) Autolysis™	T3031	10 x 100 μl aliquots (10 tubes), 1 ml 500X L-Arabinose
XJb Autolysis™	T3041	10 x 100 μl aliquots (10 tubes), 1 ml 500X L-Arabinose
XJb(DE3) Autolysis™	T3051	10 x 100 μl aliquots (10 tubes), 1 ml 500X L-Arabinose



Make Your Own Z-Competent™ *E. coli* Cells

Product	Cat. No.	Size
Z-Competent™ <i>E. coli</i> Transformation Kit (ZymoBroth™ included)	T3001	up to 20 ml
Z-Competent™ <i>E. coli</i> Transformation Buffer Set (ZymoBroth™ not included)	T3002	up to 60 ml
ZymoBroth™	M3015-100	100 ml
	M3015-500	500 ml

ZYMO RESEARCH CORP.



ZYMO RESEARCH

The Beauty of Science is to Make Things Simple

1-888-882-9682 USA
info@zymoresearch.com
www.zymoresearch.com