



ZYMO RESEARCH

The Beauty of Science is to Make Things Simple

INSTRUCTION MANUAL

Zyppy™-96 Plasmid Miniprep

Catalog Nos. **D4041, D4042, & D4043**

Highlights

- Innovative centrifugation based procedure omits conventional cell pelleting and re-suspension steps.
- The fastest and simplest high-throughput procedure for purifying the highest quality endotoxin-free plasmid DNA.
- Patented colored buffer technology for visualization of complete bacterial cell lysis and neutralization.

Contents

Product Contents	1
Product Description.....	2
Product Specifications	3
Buffer Preparation	3
Protocol	4
Troubleshooting Guide	5, 6
Ordering Information	7
Popular Products List	8

Note: Satisfaction of all Zymo Research products is guaranteed. If you should be dissatisfied with this product please call 1-888-882-9682.

Product Contents:

Zyppy™-96 Plasmid Miniprep (Kit Size)	D4041 (2x 96 preps)	D4042 (4x 96 preps)	D4043 (8x 96 preps)	Storage Temperature
Deep Blue Lysis Buffer†	30 ml	48 ml	2x 48 ml	Room Temp.
Neutralization/Clearing Buffer†* (yellow)	100 ml	200 ml	2x 200 ml	4-8 °C
Endo-Wash Buffer	60 ml	120 ml	160 ml	Room Temp.
Zyppy™ Wash Buffer† (concentrate)	24 ml	48 ml	2x 48 ml	Room Temp.
Zyppy™ Elution Buffer	30 ml	60 ml	100 ml	Room Temp.
96-Well Block	2	4	8	-
Collection Plate	2	4	8	-
Zymo-Spin™ I-96 Plate	2	4	8	-
Elution Plate	2	4	8	-
Air-Permeable Sealing Cover	2	4	8	-
96-Well Plate Cover Foil	6	12	24	-
Instruction Manual	1	1	1	-

Note - Integrity of kit components is guaranteed for up to one year from date of purchase. Reagents are routinely tested on a lot-to-lot basis to ensure they provide the highest performance and reliability.

†Buffers require preparation prior to use as described on page 3.

*Neutralization/Clearing Buffer contains RNase A at a concentration of 200 µg/ml.

Specifications

- **DNA Purity:** Eluted plasmid DNA is well suited for ligation, sequencing, restriction endonuclease digestion, transfection, *in vitro* transcription, and other sensitive applications requiring pure DNA. $A_{260/280}$ is ≥ 1.8
- **Plasmid DNA Yield:** Up to 10 µg per preparation, depending on the plasmid copy number, culture growth conditions, and the strain of *E. coli* processed.
- **Plasmid DNA Size:** Up to 25 kb.
- **Recovery Volume:** ≥ 30 µl per well.
- **Procedure:** Performed at room temperature (15-30°C) with a centrifuge with micro plate carriers.

Note - ™ Trademarks of Zymo Research Corporation. This product is for research use only and should only be used by trained professionals. It is not intended for use in diagnostic procedures. Some reagents included with this kit are irritants. Wear protective gloves and eye protection. Follow the safety guidelines and rules enacted by your research institution or facility.

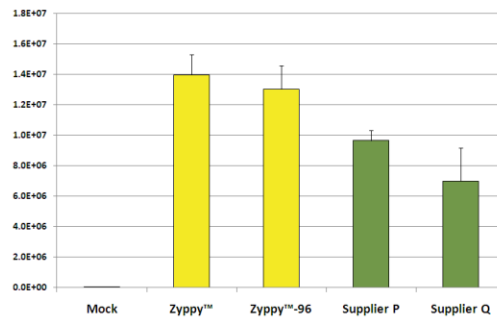
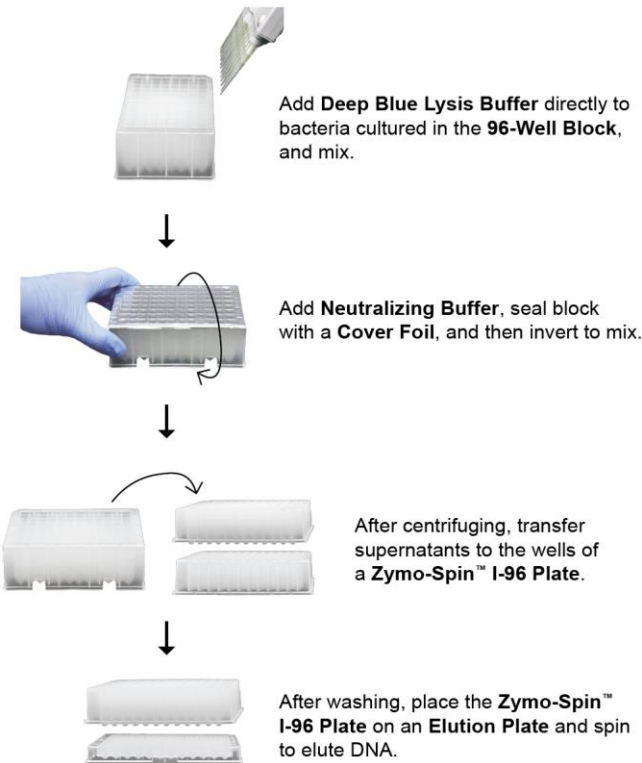
Several Zyppy™ product technologies are subject to U.S. and foreign patents or are patent pending.

ZYMO RESEARCH CORP.

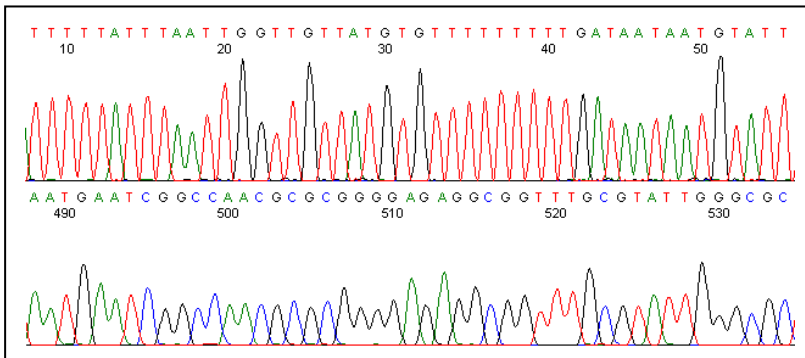
Product Description

The **Zyppy™-96 Plasmid Miniprep Kit** is the fastest and simplest high-throughput method available for efficient isolation of plasmid DNA from *E. coli*. The kit features a modified, *Pellet-Free* alkaline lysis system that bypasses tedious centrifugation, pelleting, and re-suspension steps common to conventional procedures. Instead, the uniquely formulated **Deep Blue Lysis Buffer** is added *directly* to the bacterial cultures in a 96-well block. Buffer neutralization and lysate separation steps are expedited using a specially designed **Neutralization/Clearing Buffer**. The remaining DNA purification steps are straightforward and simple.

Eluted plasmid DNA is of the *highest quality*, endotoxin-free, and is well suited for use in restriction endonuclease digestion, DNA ligation, PCR, transcription, sequencing, and other sensitive downstream applications including transfection. An overview of the purification procedure is shown below.



Plasmid DNA isolated with Zyppy™ Miniprep Kits result in the highest transfection efficiencies. Luciferase activities were determined in lysates from cells transfected with DNA isolated by various methods. Plasmid DNA was purified from *E. coli* using the *Pellet-Free* Zyppy™ and Zyppy™-96 Kits or those Miniprep products from Suppliers P and Q.



Sequence chromatogram of plasmid DNA prepared with the Zyppy™-96 Plasmid Miniprep shows DNA is high quality and ideal for sequencing.

For Assistance, please contact Zymo Research Technical Support at 1-888-882-9682, or E-mail tech@zymoresearch.com.

Buffer Preparation:

1. Add 104 ml of 95% ethanol to the 24 ml **Zyppy™ Wash Buffer** concentrate (D4041), or 208 ml of 95% ethanol to the 48 ml **Zyppy™ Wash Buffer** concentrate (D4042 & D4043) before use.
2. The **Deep Blue Lysis Buffer** may have precipitated during shipping. To completely re-suspend the buffer, incubate the bottle at 30-37 °C for 30 minutes and mix by inversion. DO NOT MICROWAVE.
3. Completely re-suspend the **Neutralization/Clearing Buffer** prior to immediate use. Store buffer at 4-8 °C.

Protocol:**Culturing Bacteria in the 96-Well Block**

1. Dispense 750 µl of LB medium (containing the appropriate antibiotic) into each well of a provided **96-Well Block**.

*Note: Make sure to use a **96-Well Block** and not a **Collection Plate**.*

2. Inoculate each well from either a glycerol stock, culture plate, or pre-culture (2-3 µl) using a 96-pin device or other method.
3. Seal the block using one of the provided **Air-Permeable Sealing Covers**. Incubate cultures in an incubator/shaker for 24 hours at 37°C with constant shaking at 250-300 rpm.

Purification of Plasmid DNA

The following procedure should be done at room temperature and all centrifugation steps performed at 3,000-5,200 x g for 3-5 minutes.

Ensure that buffers have been prepared according to the instructions on page 3.

1. Remove the **96-Well Block** from the incubator and discard the **Air-Permeable Sealing Cover**.

2. Add 100 µl **Deep Blue Lysis Buffer** to each well of the block. Seal the block with a **96-Well Plate Cover Foil** (*the foil should be completely sealed on the sides of the block and the outline of each individual well clearly defined*). Invert 2-3 times and then incubate at room temperature for 1-2 minutes¹. Proceed to **Step 3** within 3 minutes.

*Note: After addition of **Deep Blue Lysis Buffer**, the solution should change from opaque to clear blue, indicating bacterial cell lysis is complete.*

3. Pierce foil to add 450 µl of cold **Neutralization/Clearing Buffer**² (yellow) to each well. Seal the block with a second **96-Well Plate Cover Foil** (*the foil should be completely sealed on the sides of the block and the outline of each individual well clearly defined*). Invert¹ gently 4-6 times until the lysate is completely neutralized.

Note: The sample will turn yellow when neutralization is complete and a yellowish precipitate will form.

4. Centrifuge block. Pierce (or remove) foil and transfer the supernatants (~750 µl/well) to the wells of a **Zymo-Spin™ I-96 Plate** on a **Collection Plate**. Pipette only to a depth of ~75% of the volume of each well so as to not disturb the pelleted debris.

5. Centrifuge the **Zymo-Spin™ I-96/Collection Plate** combo³. Discard the flow through from the **Collection Plate**.

6. Re-place onto the **Collection Plate** and add 200 µl of **Endo-Wash Buffer** to each well of the **Zymo-Spin™ I-96 Plate**. Centrifuge³.

7. Add 400 µl of **Zyppy™ Wash Buffer** to each well of the **Zymo-Spin™ I-96 Plate** and centrifuge³. Discard the flow through from the **Collection Plate** and centrifuge the combo again to remove any residual **Zyppy™ Wash Buffer**³.

8. Add 30 µl of **Zyppy™ Elution Buffer**⁴ directly to each well of the **Zymo-Spin™ I-96 Plate** on an **Elution Plate**. Let stand at room temperature 1-2 minutes and then centrifuge for 3 minutes to elute the plasmid DNA³.

*Note: DNA can be used immediately or the **Elution Plate** can be sealed with a provided **Cover Foil** for long term storage at -20°C.*

Notes:

¹ Inverting the block too many times may result in cross-contamination and/or genomic DNA inclusion in the eluted plasmid DNA.

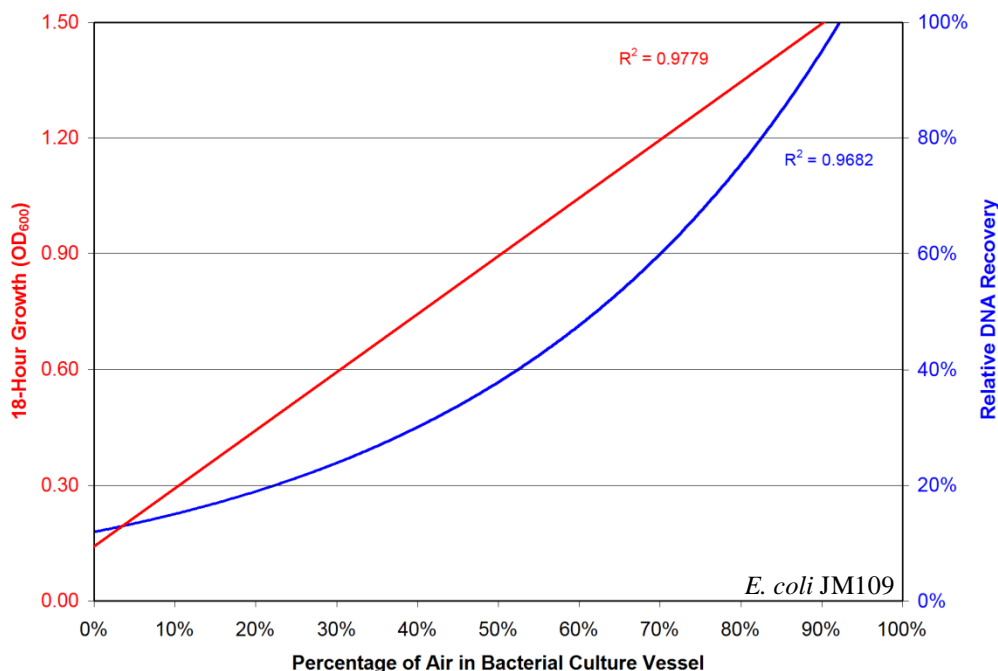
² The Neutralization/Clearing Buffer contains sediment. Completely re-suspend the buffer prior to use.

³ It is not necessary to cover the Zymo-Spin I-96 Plate during centrifugation. If you desire to, please use an Air-Permeable Sealing Cover (Cat # C2011-8) to avoid damaging the plate.

⁴ The Zyppy™ Elution Buffer contains 10 mM Tris-HCl, pH 8.5 and 0.1 mM EDTA. If required, pure water (neutral pH) can also be used for elution.

Troubleshooting Guide:

Problem	Possible Causes and Suggested Solutions
Low DNA Yield	
<i>Culture growth conditions</i>	<ul style="list-style-type: none"> Poor aeration of culture: The optimal culture volume to air volume ratio is 1:4 or less (20% culture, 80% air). For best aeration, use baffled culture flasks, a vented or gas-permeable seal on the culture vessel (block), and incubate with vigorous shaking.
<i>Procedural errors</i>	<ul style="list-style-type: none"> Incorrect culture medium: LB medium is recommended for use with the Direct Culture Lysis method. Other culture media are not recommended for direct lysis, but can be used with the classical pellet-based procedure. Other possible reasons may include: An overgrown/under-grown or contaminated culture, or omission of antibiotics from the growth medium. Use a fresh culture for optimal performance. Grow the culture to an O.D.₆₀₀ > 1.0. Incomplete lysis: After addition of Deep Blue Lysis Buffer the solution should change from opaque to clear blue, indicating complete lysis. Different <i>E. coli</i> strains often require different growth conditions and may vary in their susceptibility to alkaline lysis. Incomplete neutralization: Cell debris will float to the surface after centrifugation and the pellet may appear “puffy”. Make sure the neutralization is complete prior to centrifugation. Invert the block an additional 2-3 times after the sample turns yellow following the addition of Neutralization/Clearing Buffer.
<i>Deep Blue Lysis Buffer (precipitation)</i>	<ul style="list-style-type: none"> Deep Blue Lysis Buffer may have precipitated during shipping: To completely re-suspend the buffer, incubate the bottle at 30-37 °C for 30 minutes and mix by inversion. DO NOT MICROWAVE.



DNA elution

- Incomplete elution: For large size plasmids (>10 kb), incubate the plate for 5-10 minutes before centrifugation. Also, pre-warm the **Zyppy™ Elution Buffer** to 50 °C prior to elution and increase the elution volume to ≥50 µl.

Low DNA Quality*DNA does not perform well*

- Incomplete neutralization: Incomplete neutralization generates poor quality supernatant and results in loading too much cell debris into the wells of the plate. Ensure that neutralization is complete by inverting the sample an additional 2-3 times after the addition of **Neutralization/Clearing Buffer**.
- The **Zymo-Spin™ I-96** plate tips are contaminated with wash buffer flow through: Avoid tilting the **Collection Plate** after the last wash step to ensure that the plate tips do not contact the flow through. Empty the **Collection Plate** when recommended in the protocol.
- Insufficient centrifugation: make sure that all centrifugation steps are performed between 3,000-5,200 x g. If a lower centrifuge speed is used, extend the centrifugation time to compensate.

RNA in eluate

- Ensure **Neutralization/Clearing Buffer** is stored between 4-8 °C.
- After neutralization, allow lysate to sit 1-2 minutes prior to centrifugation.

Genomic DNA in eluate

- Improper handling (sample was vortexed or handled too roughly): Genomic DNA contamination is usually the result of excessive mechanical shearing during the lysis and neutralization steps. Also, prolonged lysis or incomplete mixing of lysis or neutralization buffers may contribute to genomic DNA contamination in the sample.

Overgrown culture

- Older cultures may contain more genomic DNA contamination than fresh cultures.

Ordering Information:

Product Description	Kit Size	Catalog No.
Zyppy™-96 Plasmid Miniprep	2x 96 preps.	D4041
	4x 96 preps.	D4042
	8x 96 preps.	D4043

For Individual Sale	Amount	Catalog No.
Deep Blue Lysis Buffer	30 ml	D4041-1-30
	48 ml	D4041-1-48
Neutralization/Clearing Buffer (yellow)	100 ml	D4041-4-100
	200 ml	D4041-4-200
Endo-Wash Buffer	60 ml	D4036-3-60
	120 ml	D4036-3-120
	160ml	D4036-3-160
Zyppy™ Wash Buffer (concentrate)	24 ml	D4036-4-24
	48 ml	D4036-4-48
Zyppy™ Elution Buffer	30 ml	D4036-5-30
	60 ml	D4036-5-60
	100 ml	D4036-5-100
96-Well Block	2	P1001-2
	10	P1001-10
Collection Plate	2	C2002
Elution Plate	2	C2003
Air-Permeable Sealing Cover	2	C2011-2
	4	C2011-4
	8	C2011-8
96-Well Plate Cover Foil	6	C2007-6
	12	C2007-12
	24	C2007-24

ZYMO RESEARCH CORP.

Popular DNA Purification Products from Zymo Research

Product	Format	Kit Size	Cat No.
Fragment DNA Clean-up, Concentration & Recovery			
DNA Clean & Concentrator™-5	Spin Column Format (up to 5 µg/prep.)	50 preps. 200 preps.	D4003*, D4013 D4004*, D4014
DNA Clean & Concentrator™-25	Spin Column Format (up to 25 µg/prep.)	50 preps. 200 preps.	D4005*, D4033 D4006*, D4034
DNA Clean & Concentrator™-100	Spin Column Format (up to 100 µg/prep.)	25 preps. 50 preps.	D4029 D4030
DNA Clean & Concentrator™-500	Spin Column Format (up to 500 µg/prep.)	10 preps. 20 preps.	D4031 D4032
ZR-96 DNA Clean & Concentrator™-5	96-Well Format (up to 5 µg/well; deep well)	2x96 preps. 4x96 preps.	D4023 D4024
Genomic DNA Clean & Concentrator™	Spin Column Format (up to 10 µg/prep.)	25 preps. 100 preps.	D4010 D4011
ZR-96 DNA Clean-up Kit™	96-Well Format (up to 5 µg/well; shallow well)	2x96 preps. 4x96 preps.	D4017 D4018
ZR DNA Sequencing Clean-up Kit™	Spin Column Format (up to 5 µg/prep.)	50 preps. 200 preps.	D4050 D4051
ZR-96 DNA Sequencing Clean-up Kit™	96-Well Format (up to 5 µg/well)	2x96 preps. 4x96 preps.	D4052 D4053
OneStep™ PCR Inhibitor Removal Kit	Spin Column Format (up to 25 µg/prep.)	50 preps.	D6030
OneStep-96™ PCR Inhibitor Removal Kit	96-Well Format (up to 5 µg/well)	2x96 preps.	D6035
Zymoclean™ Gel DNA Recovery Kit	Spin Column Format (up to 5 µg/prep.)	50 preps. 200 preps.	D4001 D4002
ZR-96 Zymoclean™ Gel DNA Recovery Kit	96-Well Format (up to 5 µg/well)	2x96 preps. 4x96 preps.	D4021 D4022
Zymoclean™ Large Fragment DNA Recovery Kit	Spin Column Format (up to 10 µg/prep.)	25 preps. 100 preps.	D4045 D4046
Plasmid DNA Isolation			
Zyppy™ Plasmid Miniprep Kit	Pellet Free, Spin Column Format	50 preps. 100 preps. 400 preps. 800 preps.	D4036 D4019 D4020 D4037
Zyppy™ Plasmid Midiprep Kit	Pellet Free, Spin Column Format	25 preps. 50 preps.	D4025 D4026
Zyppy™ Plasmid Maxiprep Kit	Spin/Vacuum Column Format	10 preps. 20 preps.	D4027 D4028
ZR Plasmid Miniprep™-Classic	Spin Column Format	100 preps. 400 preps. 800 preps.	D4015 D4016 D4054
ZR BAC DNA Miniprep Kit	BAC/PAC plasmid DNA Isolation. Spin Column Format	25 preps. 100 preps.	D4048 D4049
Genomic DNA Isolation			
Quick-gDNA™ Kits (Total DNA from blood, cells, soft tissues, etc. w/o Proteinase K digestion in <10 min.)	MicroPrep. (up to 5 µg/prep.) MiniPrep. (up to 10 µg/prep.) MidiPrep. (up to 125 µg/prep.) 96-Well Format. (up to 125 µg/prep.)	50 preps. 50 preps. 25 preps. 2x96 preps.	D3020 D3024 D3100 D3010
ZR Genomic DNA-Tissue Kits (Total DNA from blood, cells, solid & FFPE tissues, etc. w/ Proteinase K digestion)	MicroPrep. (up to 5 µg/prep.) MiniPrep. (up to 10 µg/prep.) MidiPrep. (up to 125 µg/prep.) 96-Well Format. (up to 125 µg/prep.)	50 preps. 50 preps. 25 preps. 2x96 preps.	D3040 D3050 D3110 D3055
Environmental DNA Isolation			
ZR Soil Microbe DNA Kits™	MicroPrep. Bead Bashing, Spin Column Format (up to 5 µg/prep.) MiniPrep. Bead Bashing, Spin Column Format (up to 25 µg/prep.) MidiPrep. Bead Bashing, Spin Column Format (up to 125 µg/prep.) 96-Well Format. Bead Bashing (up to 5 µg/well)	50 preps. 50 preps. 25 preps. 2x96 preps.	D6003 D6001 D6101 D6002
ZR Fungal/Bacterial DNA Kits™	MicroPrep. Bead Bashing, Spin Column Format (up to 5 µg/prep.) MiniPrep. Bead Bashing, Spin Column Format (up to 25 µg/prep.) MidiPrep. Bead Bashing, Spin Column Format (up to 125 µg/prep.) 96-Well Format. Bead Bashing (up to 5 µg/well)	50 preps. 50 preps. 25 preps. 2x96 preps.	D6007 D6005 D6105 D6006
ZR Fecal DNA Kits™	MicroPrep. Bead Bashing, Spin Column Format (up to 5 µg/prep.) MiniPrep. Bead Bashing, Spin Column Format (up to 25 µg/prep.) MidiPrep. Bead Bashing, Spin Column Format (up to 125 µg/prep.) 96-Well Format. Bead Bashing (up to 5 µg/well)	50 preps. 50 preps. 25 preps. 2x96 preps.	D6012 D6010 D6110 D6011
ZR Tissue & Insect DNA Kits™	MicroPrep. Bead Bashing, Spin Column Format (up to 5 µg/prep.) MiniPrep. Bead Bashing, Spin Column Format (up to 25 µg/prep.) MidiPrep. Bead Bashing, Spin Column Format (up to 125 µg/prep.) 96-Well Format. Bead Bashing (up to 5 µg/well)	50 preps. 50 preps. 25 preps. 2x96 preps.	D6015 D6016 D6115 D6017
ZR Plant/Seed DNA Kits™	MicroPrep. Bead Bashing, Spin Column Format (up to 5 µg/prep.) MiniPrep. Bead Bashing, Spin Column Format (up to 25 µg/prep.) MidiPrep. Bead Bashing, Spin Column Format (up to 125 µg/prep.) 96-Well Format. Bead Bashing (up to 5 µg/well)	50 preps. 50 preps. 25 preps. 2x96 preps.	D6022 D6020 D6120 D6021

* Uncapped Spin Column Format (Also, see our website at: www.zymoresearch.com for additional kit sizes and formats)

ZYMO RESEARCH CORP.

Phone: (949) 679-1190 ▪ Toll Free: (888) 882-9682 ▪ Fax: (949) 266-9452 ▪ info@zymoresearch.com ▪ www.zymoresearch.com