

# DNA/RNA Shield™ Fecal Collection Tube

Cat. No. R1101-E

## Instructions For Use

### Intended Use

The DNA/RNA Shield™ Fecal Collection Tube is intended for the collection and transport of clinical specimens to be analyzed by nucleic acid-based assays.

DNA/RNA Shield™ reagent pre-filled into vials ensures sample stability during transport/storage at ambient temperatures without refrigeration or specialized equipment. Specimen collected can be frozen (-20/-80°C) for prolonged periods.

The reagent is compatible with commercially available nucleic acid extraction kits and automated workflows.

### Product Description










1 x DNA/RNA Shield™ fecal collection tube (20 x 76mm)

### Storage & Stability

The product should be transported and stored in its original container at 5-25°C until use.

DNA/RNA Shield™ has been tested for product stability during its shelf life.

### Label Legend

		Collect sample by		Harmful
		Catalog number		Lot number
		Manufacturer		See instruction manual
		Storage instructions		

### Warnings and Precautions

FOR EXTERNAL USE ONLY.

DO NOT drink, touch or remove the reagent from the vial.

The DNA/RNA Shield™ reagent can be harmful if ingested and may cause irritation if exposed to the skin and eyes.

If the contents of the tube contact your skin, wash the affected area with soap and water. If the contents of the tube are splashed in your eyes, immediately flush eyes with water. Notify your health-care provider if irritation develops. If the contents of the vial are spilled, use a new collection kit.

This product is intended for professional use or for use in POC. DO NOT use if the product is visibly damaged.

Avoid mixing the reagent and sodium hypochlorite (bleach) or other strong acids and bases. These mixtures could release noxious gases.

For specifics, consult product Safety Data Sheet (SDS) by contacting Zymo Research Corporation directly.



H302: Harmful if swallowed  
H315: Causes skin irritation  
H319: Causes eye irritation



## Instructions For Use (see diagram below)

1. Prepare and collect fecal specimen using preferred fecal specimen collection set/kit.  
Note: Method of collecting the fecal sample must prevent feces from falling into toilet water to avoid sample contamination.
2. Unscrew the collection tube cap and use the spoon to scoop **one spoonful** of feces (approximately 1 gram or 1 mL in volume) from a sample.
3. Place the sample in the collection tube.

4. Tighten the cap and shake to mix the contents thoroughly (invert 10 times) to create a suspension.

Note: Some fecal material may be difficult to re-suspend. As long as the material is submerged, the sample is stabilized. foaming/frothing during shaking is normal.

5. Dispose of unused fecal material and thoroughly wash hands according to your institution's guidelines.



Don't let the sample go into the toilet



Collect stool into a clean container



Scoop a portion of the stool sample into the DNARNA Shield™ Fecal Collection Tube



Wash hands well



Zymo Research Corp.  
17062 Murphy Avenue  
Irvine, California 92614 USA

U.S. and international contact information:

Customer Support: +1 949 679 1190 ext. 1  
orders@zymoresearch.com  
Technical Support: +1 949 679 1190 ext. 3  
tech@zymoresearch.com

For more contact information visit [www.zymoresearch.com](http://www.zymoresearch.com)

Copyright 2020 Zymo Research Corp. All rights reserved.



Biotik@  
42 route du périmètre,  
74940 Ancey, France  
+3 395 175 4280

